

DIN Rail Mount Screw Terminal Socket Track Mounting System

File E59244

File LR35144

Features

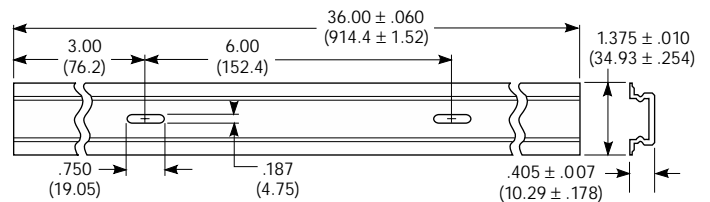
- Sockets mount on standard 35mm DIN track & P&B "top hat" track.
- Spring loaded integral clip holds sockets securely to the track.
- Small screwdriver can be used to release sockets from track.
- Any available hold-down springs must be ordered separately. See Relay & Socket Usage Chart beginning on page 747.
- End clips can be used to further stabilize sockets on track.

Location of Socket Dimensions

Typical Relay	Base	Socket Part Number	Page
KRPA (DPDT)	8-pin octal-type	27E891	741
KRPA (3PDT)	11-pin octal-type	27E892	741
KUP	11-blade square	27E893	730
KH, PCL	14-blade square	27E894	712
K10, PCLH	8-blade square	27E895	722
RT (code 1)	5-blade square	RT78624	452
RT (codes 3 & 5)	8-blade square	RT87625	452
MT (DPDT)	8-pin octal-type	MT78755	743
MT (3PDT)	11-pin octal-type	MT78750	743
RM	11-blade square	RM78705	736
PT (DPDT)	8-blade square	PT78702	719
PT (3PDT)	11-blade square	PT78703	719
PT (4PDT)	14-blade square	PT78704	719

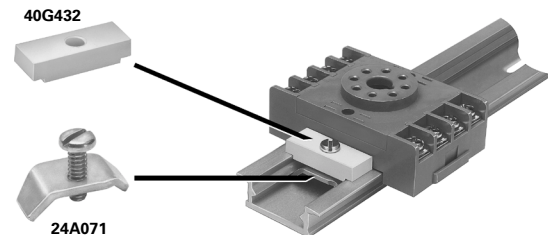
24A110 – DIN Rail Style Mounting Track

24A110 mounting track is designed to accept snap-mount sockets, as well as all other P&B screw terminal sockets. Track is made of lightweight, sturdy extruded aluminum and is shipped in three-foot (914cm) lengths with mounting holes on six-inch (152mm) centers. Track can be cut to shorter lengths or used end-to-end.



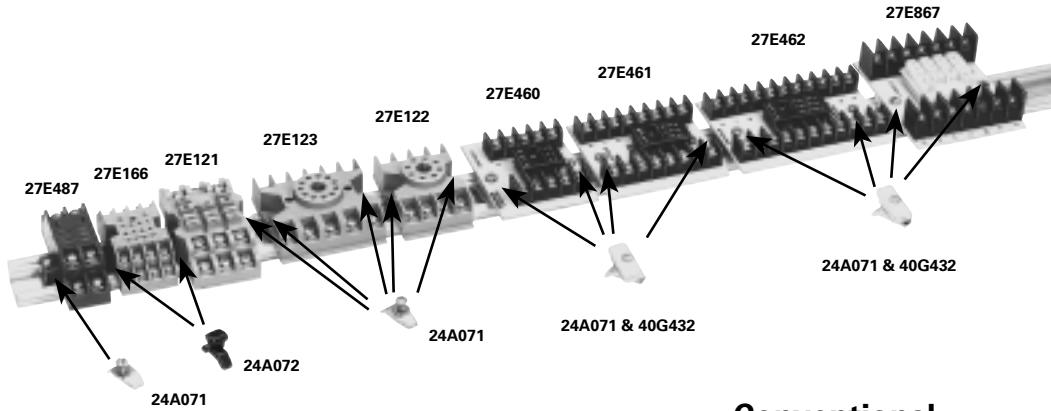
24A071 & 40G432 – End Clip

24A071 steel mounting clip with one #6-32 screw 7/16" (11.1mm) long is used with a 40G432 insulator to prevent sockets from moving sideways or sliding off the end of the track.



Our authorized distributors are more like to stock the items listed below in boldface.

Part Number	Description
24A110	DIN rail style extruded aluminum mounting track for DIN or standard sockets.
24A071	Steel mounting clip with one #6-32 screw 7/16" (11.1mm) long. Use with 40G432 below to make end clip.
40G432	Plastic insulator. Use with 24A071 above to make end clip.



Conventional Screw Terminal Socket Track Mounting System


Features

- P&B DIN rail track accommodates a variety of sockets and relays. See Relay & Socket Usage Chart beginning on page 747.
- Various clips are available to secure components to track.

Location of Socket Dimensions

Typical Relay	Base	Socket Part Number	Page
K10	8-blade square	27E487	722
KH	14-blade square	27E166	712
KUP (3PDT)	11-blade square	27E121	730
KRPA (3PDT)	11-pin octal-type	27E123	741
KRPA (DPDT)	8-pin octal-type	27E122	741
R10 (DPDT)	10-blade square	27E460	708
R10 (4PDT)	16-blade square	27E461	708
R10 (6PDT)	22-blade square	27E462	708
KUP (4PDT)	14-blade square	27E867	730

Track & Mounting Accessories



Our authorized distributors are more like to stock the items listed below in boldface.

Part Number	Description
24A110	DIN rail style extruded aluminum mounting track 36" (914mm) long with holes on 6.0" (152.4mm) centers. Holes accept #8 screws.
24A071	Steel mounting clip with one #6-32 screw 7/16" (11.1mm) long.
24A072	Plastic twist mounting clip for 27E166, 27E122 and 27E123 sockets. Twist clip into track to hold socket in place, except when used on end of track. Use 24A071 on ends of track to lock first and last socket in place.
40G432	Plastic insulator for track or surface mounting. Use with 27E460, 27E461, 27E462 and 27E867 sockets.

Track Mounting System – Chart below lists typical applications. See Relay & Socket Usage Chart on following pages for more detail.

Socket	Typ. Relay	Component Hold Down Spring	24A110 Track Mounting Hardware	Chassis Mounting
27E121	KUP	20C314	24A071	Two suitable screws on 1.7" (43.2mm) centers.
27E122	KRPA	See Socket Usage Chart.	24A071 24A072	Two suitable screws on 1.296" (32.92mm) centers.
27E123	KRPA	See Socket Usage Chart.	24A071 24A072	Two suitable screw on 1.296" (32.92mm) or 2.06" (52.3mm) centers.
27E166	KHAU	20C297	24A071	Two suitable screws on .94" (23.9mm) centers.
27E460 27E461 27E462	R10	20C249 20C250 20C251	24A071 40G432	Two 40G432 insulators and two suitable screws on 1.8" (45.7mm), 2.125" (53.98mm) or 2.812" (71.42mm) centers.
27E487	K10	20C297	24A071 24A072	Two suitable screws on 1.143" (29.03mm) centers. 24A072 can be used on small ear only.
27E867	KUP (4PDT)	20C254	24A071 40G432	Two 40G432 insulators and two suitable screws on 2.25" (57.15mm) centers.

Relay and Socket Usage Chart

Relay	Socket	Terminal Type	Hold-Down Spring	Notes	Socket Page	Comments
48K (8-pin octal)	27E122	Screw	—	—	741	
	27E891	Screw	—	5	741	
48K (11-pin octal)	27E123	Screw	—	—	741	
	27E892	Screw	—	5	741	
CB (8-pin octal)	27E122	Screw	—	—	741	
	27E891	Screw	—	5	741	
CB (11-pin octal)	27E123	Screw	—	—	741	
	27E892	Screw	—	5	741	
CD (8-pin octal)	27E122	Screw	—	—	741	
	27E891	Screw	—	5	741	
CD (11-pin octal)	27E123	Screw	—	—	741	
	27E892	Screw	—	5	741	
CG (8-pin octal)	27E122	Screw	—	—	741	
	27E891	Screw	—	5	741	
CG (11-pin octal)	27E123	Screw	—	—	741	
	27E892	Screw	—	5	741	
CH (8-pin octal)	27E122	Screw	—	—	741	
	27E891	Screw	—	5	741	
CH (11-pin octal)	27E123	Screw	—	—	741	
	27E892	Screw	—	5	741	
CK (8-pin octal)	27E122	Screw	—	—	741	
	27E891	Screw	—	5	741	
CK (11-pin octal)	27E123	Screw	—	—	741	
	27E892	Screw	—	5	741	
CL-41 & CL-44	27E043	Screw	20C228 or 20C254	—	729	20C228 held in place by socket hold down screw whereas 20C254 snaps onto socket.
	27E046	PC	20C228 or 20C254	—	729	20C228 held in place by socket hold down screw whereas 20C254 snaps onto socket.
	27E067	QC & Solder	20C228 or 20C254	—	729	20C228 held in place by socket hold down screw whereas 20C254 snaps onto socket.
	27E121	Screw	20C314	—	730	Use 2 pieces 20C314 per socket.
	27E396	QC & Solder	20C254	—	729	
CL-51	27E893	Screw	20C318	5	730	
	27E043	Solder	20C247	—	729	20C247 held in place by socket hold down screw.
	27E046	PC	20C247	—	729	20C247 held in place by socket hold down screw.
	27E067	QC & Solder	20C247	—	729	20C247 held in place by socket hold down screw.
	27E121	Screw	20C314	—	730	Use 2 pieces 20C314 per socket.
CN1 (8-pin octal)	27E396	QC & Solder	20C314	—	729	
	27E893	Screw	20C318	5	730	
	27E122	Screw	—	—	741	
	27E891	Screw	—	5	741	
	CNM5 (11-pin octal)	27E123	Screw	—	—	741
27E892		Screw	—	5	741	
CNS (8-pin octal)	27E122	Screw	—	—	741	
	27E891	Screw	—	5	741	
CNS (11-pin octal)	27E123	Screw	—	—	741	
	27E892	Screw	—	5	741	
CNT (11-pin octal)	27E123	Screw	—	—	741	
	27E892	Screw	—	5	741	
CR (8-pin octal)	27E122	Screw	—	—	741	
	27E891	Screw	—	5	741	
CS (8-pin octal)	27E122	Screw	—	—	741	
	27E891	Screw	—	5	741	

Note 1: Flange mount sockets pre-assembled on steel mounting plates. Grounding is not recommended for currents of 5 amps AC & above.

Note 2: Listed hold-down springs cannot be used for R10S.

Note 3: On R10L series hold down spring fits to the side of light emitting diode.

Note 4: Use 40G432 insulator or suitable insulator (2 per socket).

Note 5: Snap-mount relay sockets snap onto 24A110 mounting rail without extra hardware.

Note 6: 27E893 cannot be used with KUIP and KUGP series relays.

Relay and Socket Usage Chart continued on next page.

Relay and Socket Usage Chart

Relay	Socket	Terminal Type	Hold-Down Spring	Notes	Socket Page	Comments
CU-41 & CU-44	27E043	Solder	20C228 or 20C254	—	729	20C228 held in place by socket hold down screw whereas 20C254 snaps onto socket. 20C228 held in place by socket hold down screw whereas 20C254 snaps onto socket. 20C228 held in place by socket hold down screw whereas 20C254 snaps onto socket.
	27E046	PC	20C228 or 20C254	—	729	
	27E067	QC & Solder	20C228 or 20C254	—	729	
	27E396	QC & Solder	20C254	—	729	
	27E400	Solder	20C254	—	729	
	27E121	Screw	20C314	—	730	
	27E893	Screw	20C318	5	730	
CU-51	27E043	Solder	20C247	—	729	20C247 held in place by socket hold down screw. 20C247 held in place by socket hold down screw. 20C247 held in place by socket hold down screw. Use 2 pieces 20C314 per socket.
	27E046	PC	20C247	—	729	
	27E067	QC & Solder	20C247	—	729	
	27E121	Screw	20C314	—	730	
	27E396	QC & Solder	20C318	—	729	
	27E893	Screw	20C318	5	730	
GP	CR0001	Screw	CR0111 or CR0133	—	920	
	CR0002	Screw	CR0111 or CR0133	—	920	
	CR0067	Screw	CR0069	—	920	
	CR0095	Screw	CR0070 or CR0155	—	920	
IAC & IDC	—	—	—	—	—	Refer to page 1114 for I/O modules mounting board details.
IACM & IDCM	—	—	—	—	—	Refer to page 1122 for Slim Line I/O modules mounting board details.
K10	27E487	Screw	20C426	—	722	
	27E488	Solder	20C217	—	722	
	27E489	PC	20C217	—	722	
	27E895	Screw	20C426	5	722	
KBP (11-pin octal)	27E123	Screw	—	—	741	
	27E892	Screw	—	5	741	
KH & KHA (type-P,S,U,X)	27E006	Solder	20C217	—	712	
	27E007	PC	20C217	—	712	
	27E023	PC	20C217	—	712	
	27E166	Screw	20C297	—	712	
	27E894	Screw	20C426	5	712	
KR Sealed (8-pin octal)	27E122	Screw	—	—	741	
	27E891	Screw	—	5	741	
KR Sealed (11-pin octal)	27E123	Screw	—	—	741	
	27E892	Screw	—	5	741	
KRP3-H (8-pin octal)	27E122	Screw	—	—	741	
	27E891	Screw	—	5	741	
KRP & KRPA (8-pin octal)	27E122	Screw	—	—	741	
	27E891	Screw	—	5	741	
KRP & KRPA (11-pin octal)	27E123	Screw	—	—	741	
	27E892	Screw	—	5	741	
KUEP, KUGP, KUIP, KUMP & KUP [1-3 poles with .187" (4.75mm) QC]	27E043	Solder	20C228 or 20C254	—	729	20C228 held in place by socket hold down screw whereas 20C254 snaps onto socket. 20C228 held in place by socket hold down screw whereas 20C254 snaps onto socket. 20C228 held in place by socket hold down screw whereas 20C254 snaps onto socket. Use 2 pieces 20C314 per socket.
	27E046	PC	20C228 or 20C254	—	729	
	27E067	QC & Solder	20C228 or 20C254	—	729	
	27E121	Screw	20C314	—	730	
	27E396	QC & Solder	20C254	—	729	
	27E400	Solder	20C254	—	729	
	27E893	Screw	20C318	5, 6	730	
KUL with .187" (4.75mm) QC]	27E043	Solder	20C247	—	729	20C247 held in place by socket hold down screw. 20C247 held in place by socket hold down screw. 20C247 held in place by socket hold down screw. Use 2 pieces 20C314 per socket.
	27E046	PC	20C247	—	729	
	27E067	QC & Solder	20C247	—	729	
	27E121	Screw	20C314	—	730	
	27E396	QC & Solder	20C318	—	729	
	27E893	Screw	20C318	5	730	

- Note 1:** Flange mount sockets pre-assembled on steel mounting plates. Grounding is not recommended for currents of 5 amps AC & above.
- Note 2:** Listed hold-down springs cannot be used for R10S.
- Note 3:** On R10L series hold down spring fits to the side of light emitting diode.
- Note 4:** Use 40G432 insulator or suitable insulator (2 per socket).
- Note 5:** Snap-mount relay sockets snap onto 24A110 mounting rail without extra hardware.
- Note 6:** 27E893 cannot be used with KUIP and KUGP series relays.

Relay and Socket Usage Chart continued on next page.

Relay and Socket Usage Chart

Relay	Socket	Terminal Type	Hold-Down Spring	Notes	Socket Page	Comments
KUP [4 pole with .110" (2.79mm) QC]	27E415	QC & Solder	20C228 or 20C254	—	101	20C228 held in place by socket hold down screw whereas 20C254 snaps onto socket.
	27E419	PC	20C228 or 20C254	—	101	20C228 held in place by socket hold down screw whereas 20C254 snaps onto socket.
	27E867	Screw	20C254	4	101	
MD0	27E006	Solder	—	—	712	
	27E007	PC	—	—	712	
	27E023	PC	—	—	712	
	27E166	Screw	—	—	712	
	27E894	Screw	—	5	712	
MT	MT78750	Screw	MT28800	—	743	For relays with 11-pin bases.
	MT78755	Screw	MT28800	—	743	For relays with 8-pin bases.
	MT78740	Screw	MT28800	—	744	For relays with 11-pin bases. Will accommodate function modules.
	MT78745	Screw	MT28800	—	744	For relays with 8-pin bases. Will accommodate function modules.
ML	CR0001	Screw	CR0111 or CR0133	—	920	
	CR0002	Screw	CR0111 or CR0133	—	920	
	CR0067	Screw	CR0069	—	920	
	CR0095	Screw	CR0070 or CR0155	—	920	
OAC & ODC	—	—	—	—	—	Refer to page 1114 for I/O module mounting board details.
OACM & ODCM	—	—	—	—	—	Refer to page 1122 for Slim Line I/O modules mounting board details.
ORWH	27E1064	PC	—	—	439	
PCE	27E1064	PC	—	—	437	
PT	27E006	Solder	—	—	719	Will accommodate 2- or 4-pole models.
	27E220	PC	—	—	719	For use with 2-pole models.
	27E023	PC	—	—	719	For use with 4-pole models.
	27E894	Screw	—	5	719	Will accommodate 2- or 4-pole models.
	PT78700	Screw	—	5	719	Will accommodate 2- or 4-pole models.
	PT78702	Screw	—	5	719	For 2-pole relays. Will accommodate function modules.
	PT78703	Screw	—	5	719	For 3-pole relays. Will accommodate function modules.
	PT78704	Screw	—	5	719	For 4-pole relays. Will accommodate function modules.
R10, R10L & R10S (2 pole)	27E125	Solder	20C249	2, 3	707	Tin plated terminals with grounding strip.
	27E162	Solder	20C249	2, 3	707	Tin plated terminals no grounding provision.
	27E128	PC Stag.	20C249 or 20C259	2, 3	707	Tin plated terminals with grounding strip.
	27E446	Solder	20C249	1, 2, 3	707	Tin plated terminals with grounding strip.
	27E193	PC Stag.	20C249 or 20C259	2, 3	707	Tin plated terminals with grounding terminals.
	27E212	PC Stag.	20C249 or 20C259	2, 3	707	Tin plated terminals no grounding provision.
	27E342	PC In-Line	20C249 or 20C259	2, 3	707	Tin plated terminals no grounding provision.
	27E317	Solder/Bkt. Mt.	20C249	2, 3	708	Tin plated terminals with grounding strip.
	27E460	Screw	20C249 or 20C259	2, 3, 4	708	Tin plated terminals no grounding provision.
R10, R10L & R10S (4 pole)	27E126	Solder	20C250	2, 3	707	Tin plated terminals with grounding strip.
	27E163	Solder	20C250	2, 3	707	Tin plated terminals no grounding provision.
	27E129	PC Stag.	20C250	2, 3	707	Tin plated terminals with grounding strip.
	27E194	PC Stag.	20C250 or 20C259	2, 3	707	Tin plated terminals with grounding terminal.
	27E213	PC Stag.	20C250 or 20C259	2, 3	707	Tin plated terminals no grounding provision.
	27E629	PC In-Line	20C250 or 20C259	2, 3	707	Tin plated terminals no grounding provision.
	27E461	Screw	20C250 or 20C259	2, 3, 4	708	Tin plated terminals no grounding provision.
	R10 & R10L (6 pole)	27E127	Solder	20C251	3	707
27E130		PC Stag.	20C251 or 20C259	3	707	Tin plated terminals with grounding strip.
27E630		PC In-Line	20C251 or 20C259	3	707	Tin plated terminals no ground provision.
27E462		Screw	20C251 or 20C259	3, 4	708	Tin plated terminals no grounding provision.
RM	RM78700	QC	RM28802	—	736	
	RM78701	Solder	RM28802	—	736	
	RM78702	PC	RM28802	—	736	
	RM78705	Screw	—	5	736	
RT	RP78601	PC	RP16041	—	450	Use with Code 1.
	RP78602	PC	RP16041	—	450	Use with Codes 3 & 5.
	RT78624	Screw	RT16016	5	450	Use with Code 1.
	RT78625	Screw	RT16016	5	450	Use with Codes 3 & 5.
	RT78626	Screw	RT16016	5	450	Use with Codes 3 & 5.

- Note 1:** Flange mount sockets pre-assembled on steel mounting plates. Grounding is not recommended for currents of 5 amps AC & above.
- Note 2:** Listed hold-down springs cannot be used for R10S.
- Note 3:** On R10L series hold down spring fits to the side of light emitting diode.
- Note 4:** Use 40G432 insulator or suitable insulator (2 per socket).
- Note 5:** Snap-mount relay sockets snap onto 24A110 mounting rail without extra hardware.
- Note 6:** 27E893 cannot be used with KUIP and KUGP series relays.

Relay and Socket Usage Chart continued on next page.

Relay and Socket Usage Chart

Relay	Socket	Terminal Type	Hold-Down Spring	Notes	Socket Page	Comments
S89R11APP & S89R11DPP (8-pin octal)	27E122	Screw	—	—	741	
	27E891	Screw	—	5	741	
SCB, SCC, SCE (8-pin octal)	27E122	Screw	—	—	741	
	27E891	Screw	—	5	741	
SCB, SCC, SCE (11-pin octal)	27E123	Screw	—	—	741	
	27E892	Screw	—	5	741	
SCF	BCSF11SC	Screw	—	—	1218	
SDAS-01	27E043	Solder	—	—	729	
	27E046	PC	—	—	729	
	27E067	QC & Solder	—	—	729	
	27E121	Screw	20C314	—	730	Use 2 pieces 20C314 per socket.
	27E396	QC & Solder	—	—	729	
	27E893	Screw	—	5	730	
SRC	27E122	Screw	—	—	741	
	27E891	Screw	—	5	741	
SRUDH	27E1064	PC	20C430	—	443	
SRUUH	27E1064	PC	20C430	—	445	
SSC, SST (8-pin octal)	27E122	Screw	—	—	741	
	27E891	Screw	—	5	741	
SSC, SST (11-pin octal)	27E123	Screw	—	—	741	
	27E892	Screw	—	5	741	
STA	27E043	Solder	—	—	729	
	27E046	PC	—	—	729	
	27E067	QC & Solder	—	—	729	
	27E121	Screw	—	—	730	
	27E396	QC & Solder	—	—	729	
	27E893	Screw	—	5	730	
T7C	27E1064	PC	20C430	—	441	
T7N	27E1064	PC	—	—	435	
TR	CR0001	Screw	CR0111 or CR0133	—	920	
	CR0002	Screw	CR0111 or CR0133	—	920	
	CR0067	Screw	CR0069	—	920	
	CR0095	Screw	CR0070 or CR0155	—	920	
V23047	RP78602	PC	—	—	605	
	RT78625	Screw	RP16104	5	605	Accommodates function modules.
	RT78626	Screw	RP16104	5	605	Accommodates function modules.

- Note 1:** Flange mount sockets pre-assembled on steel mounting plates. Grounding is not recommended for currents of 5 amps AC & above.
- Note 2:** Listed hold-down springs cannot be used for R10S.
- Note 3:** On R10L series hold down spring fits to the side of light emitting diode.
- Note 4:** Use 40G432 insulator or suitable insulator (2 per socket).
- Note 5:** Snap-mount relay sockets snap onto 24A110 mounting rail without extra hardware.
- Note 6:** 27E893 cannot be used with KUIP and KUGP series relays.